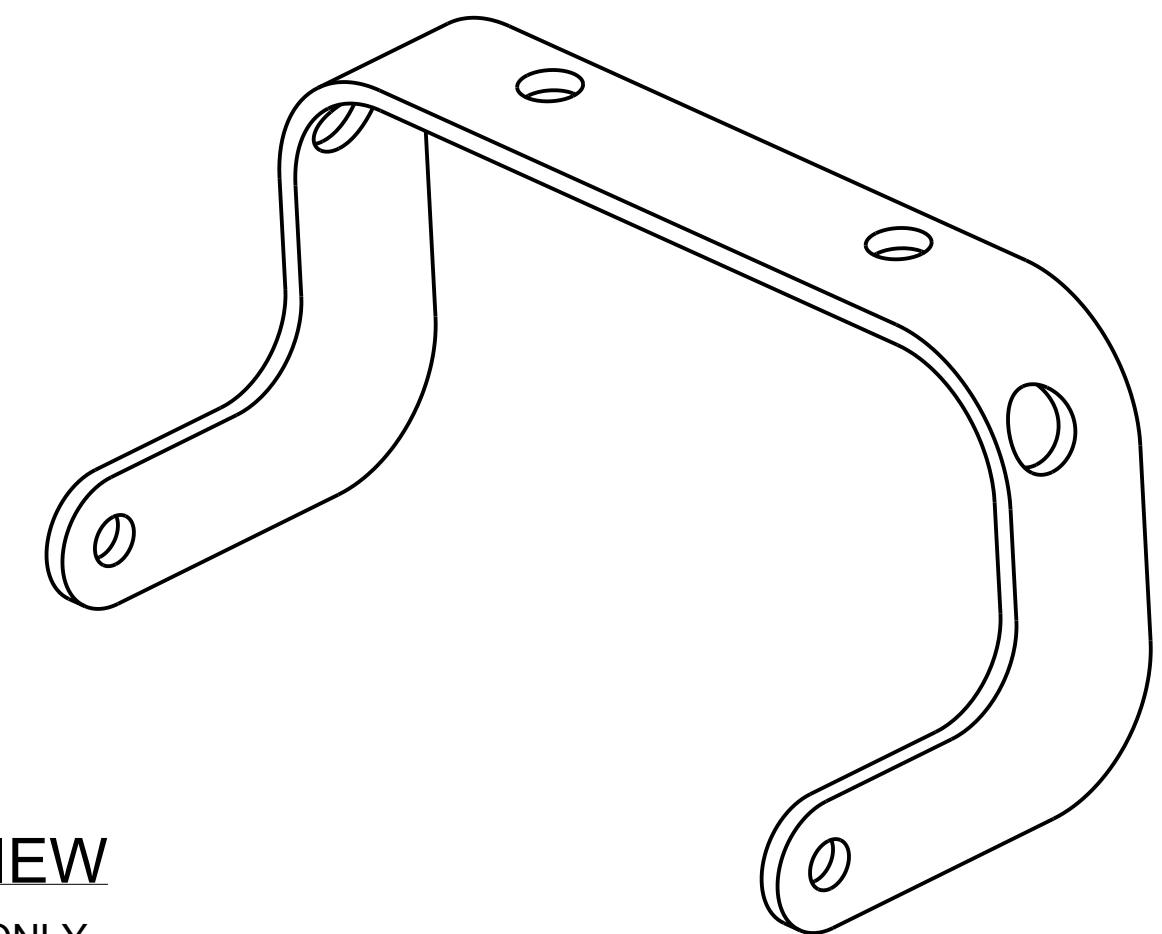
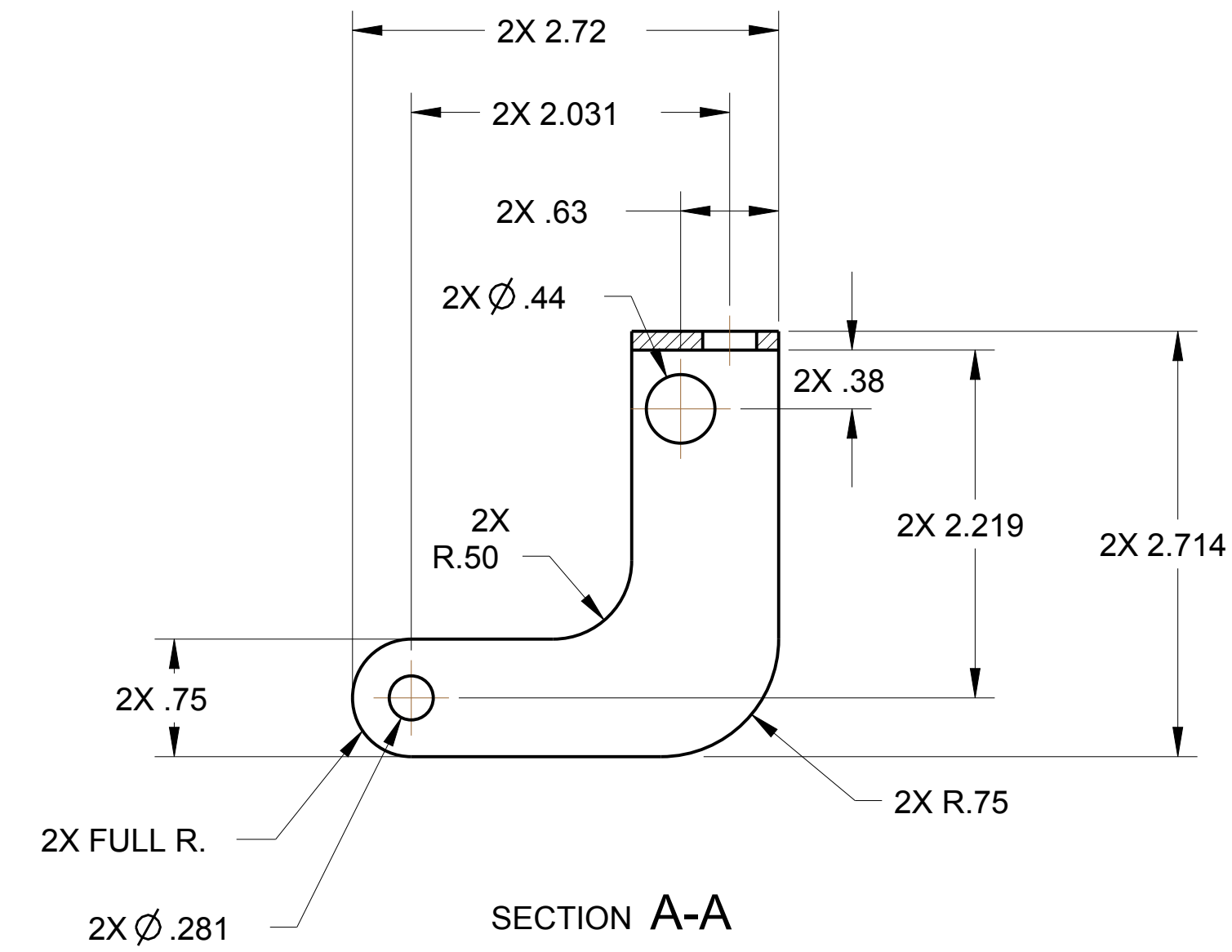
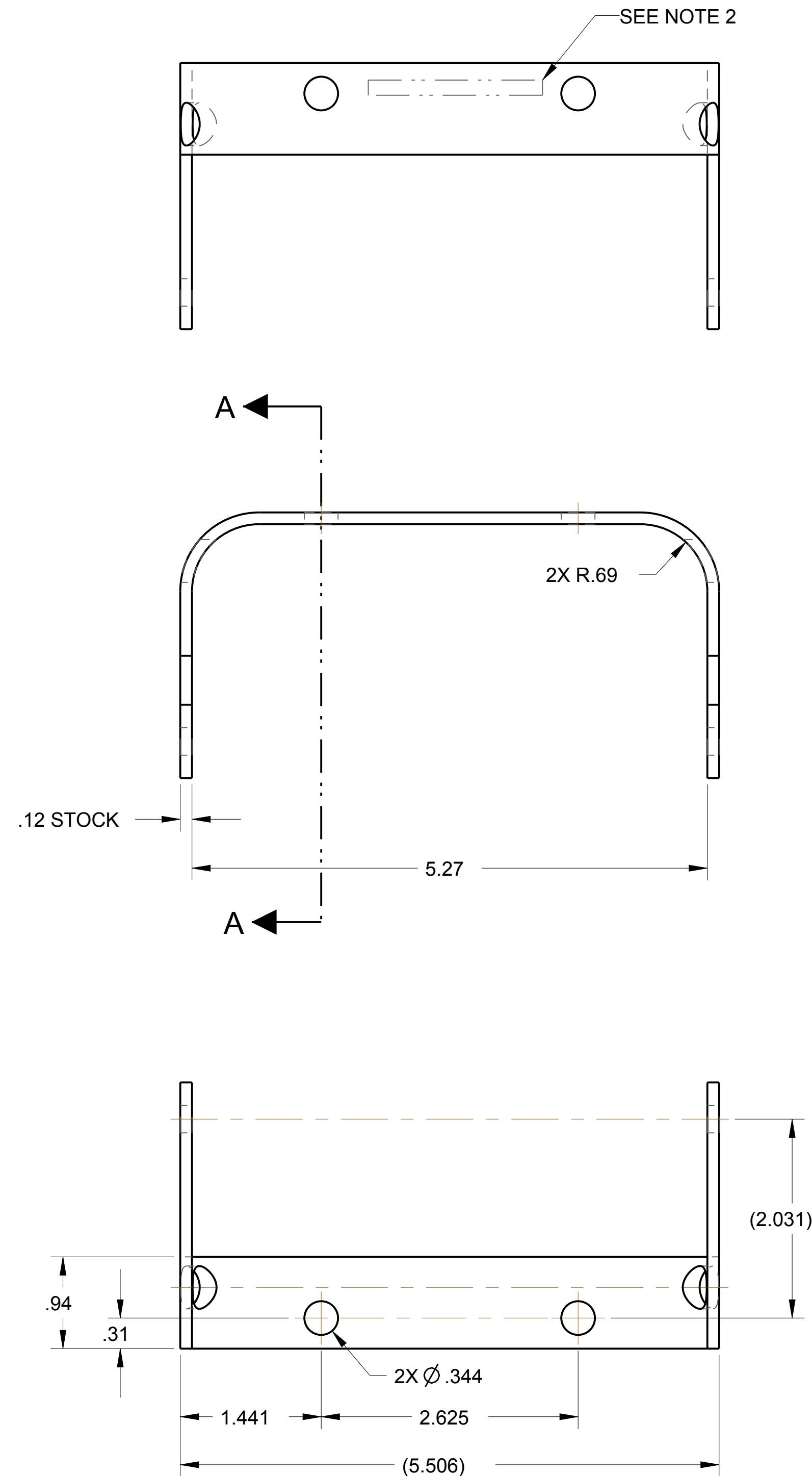


NOTES:

- 1. MATERIAL: STAINLESS STEEL SHEET, TYPE 304 PER ASTM A240.
- 2. VIBRO-ETCH PART WITH DRAWING NUMBER WITH MIN .12 HIGH CHARACTERS IN ACCORDANCE WITH MIL-STD-130, LOCATE APPROX AS SHOWN.

REVISION APPROVALS								
REV	ECN NO.	DESCRIPTION	DATE	BY	CHK	DES	ENG	SUPV
A	-	INITIAL RELEASE	-	-	-	-	-	-



ISOMETRIC VIEW  
FOR REFERENCE ONLY

		INTERPRET IN GENERAL ACCORDANCE WITH ASME Y14.5				COLLIDER-ACCELERATOR DEPARTMENT BROOKHAVEN NATIONAL LABORATORY UPTON, N.Y. 11973			
		UNLESS OTHERWISE SPECIFIED				DRAWN BY: S. TRABOCCHI 08/24/17 CHECKED BY: S. RESTMEYER 3/19/18 DESIGN APPROVAL: A. ARNO 3/20/18 ENG / FRTY APPROVAL: G. MAHLER 3/20/18 SUPERVISOR APPROVAL: J. TUOZZOLO 3/20/18 CEE / CME: _____ DIVISION HEAD: _____ Q.A.: _____ SAFETY / RSC DEPARTMENT CHAIR: _____		CBETA MAGNET ASSEMBLY BRACKET, MAGNET SUPPORT, TYPE 3	
2550M0049		2		DIMENSIONS ARE IN INCHES DECIMAL TOLERANCES XX ± .030 XXX ± .015 XXXX ± .005 ANGULAR TOLERANCE ± 1°		SIZE: D DRAWING NUMBER: 2550M0075 REV. A		Q.A. CATEGORY: A3 SCALE: 1/1 WEIGHT: 0.3 SHEET OF 1 1	
USED ON DRAWING NO.		QTY. PER ASSY.		FINISH: 125 ✓ MAX. .001IN. 015 BREAK SHARP EDGES		APPLICATION:		CREO	

DWG NO. 2550M0075

SHEET 1 OF 1